

Lockyer Valley Regional Council

Communications Review



2017

Preliminary Results

Council appreciates the submissions of those who participated in this review.

This review was open online from 13 January to 1 February 2017. It involved nine questions on the ways you received communication from Council and four on demographics of participants. The raw data is presented below and all comments have been included.

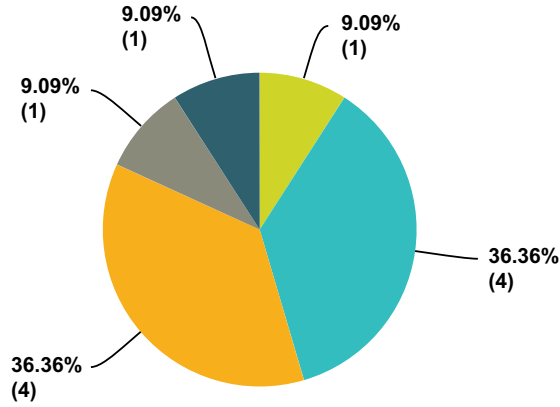
It was promoted in the Gatton Star and supported by various Facebook posts. The results of this consultation have been reported to management for consideration on how to improve the ways we communicate with residents.

Council encourages community members to regularly check in on and make a submission to the community consultations available at;
<http://www.lockyervalley.qld.gov.au/our-services/community/Pages/Community-Engagement.aspx>.

For more information on Council's consultation contact the Community Engagement Team on 1300 005 872 or CETeam@lvrc.qld.gov.au.

Q1 How well informed do you feel about Lockyer Valley Regional Council and its activities?

Answered: 11 Skipped: 1



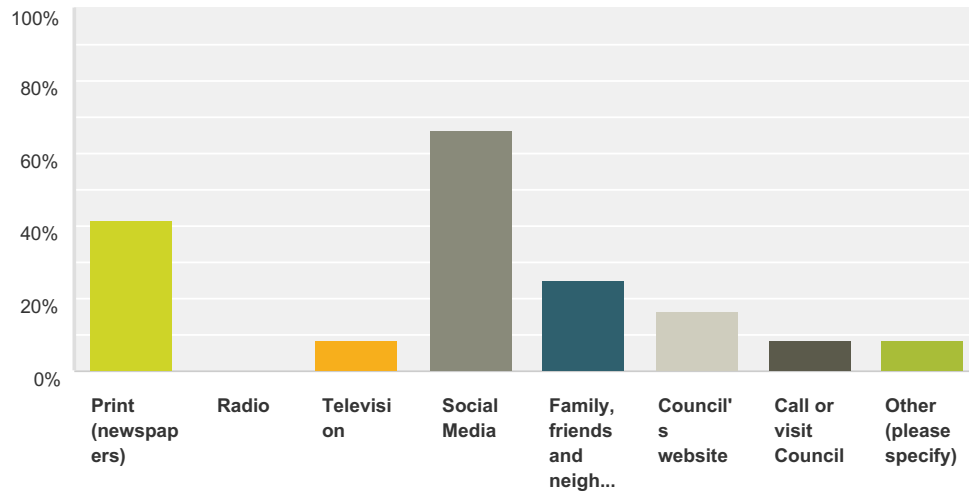
■ Not informed at all
 ■ A little informed
 ■ Somewhat informed
 ■ Well informed
■ Very well informed

	Not informed at all	A little informed	Somewhat informed	Well informed	Very well informed	Total	Weighted Average
★	9.09% 1	36.36% 4	36.36% 4	9.09% 1	9.09% 1	11	2.73



Q2 Where do you currently get most of your information about Lockyer Valley Regional Council? (Select all that apply)

Answered: 12 Skipped: 0



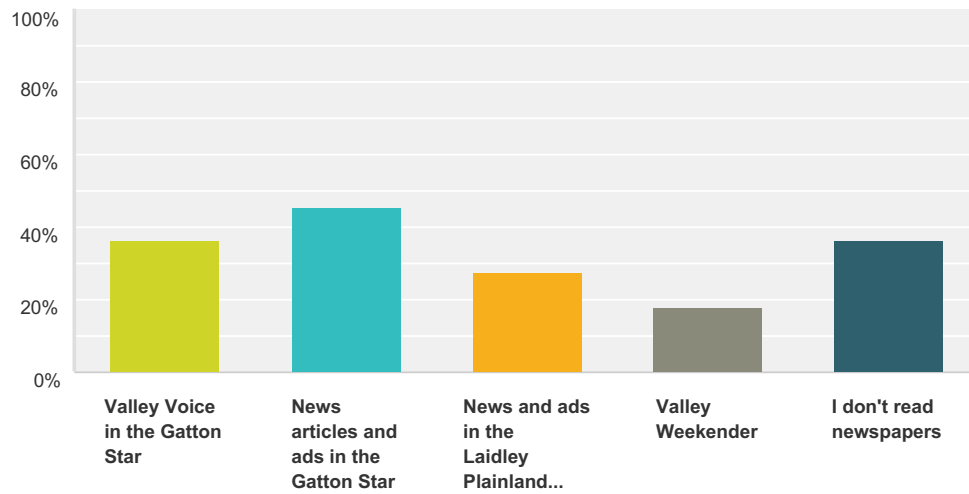
Answer Choices	Responses
Print (newspapers)	41.67% 5
Radio	0.00% 0
Television	8.33% 1
Social Media	66.67% 8
Family, friends and neighbours	25.00% 3
Council's website	16.67% 2
Call or visit Council	8.33% 1
Other (please specify)	8.33% 1
Total Respondents: 12	

#	Other (please specify)
1	Sometimes searching through council minutes for something specific



Q3 Which newspapers do you read most often? (Select all that apply)

Answered: 11 Skipped: 1



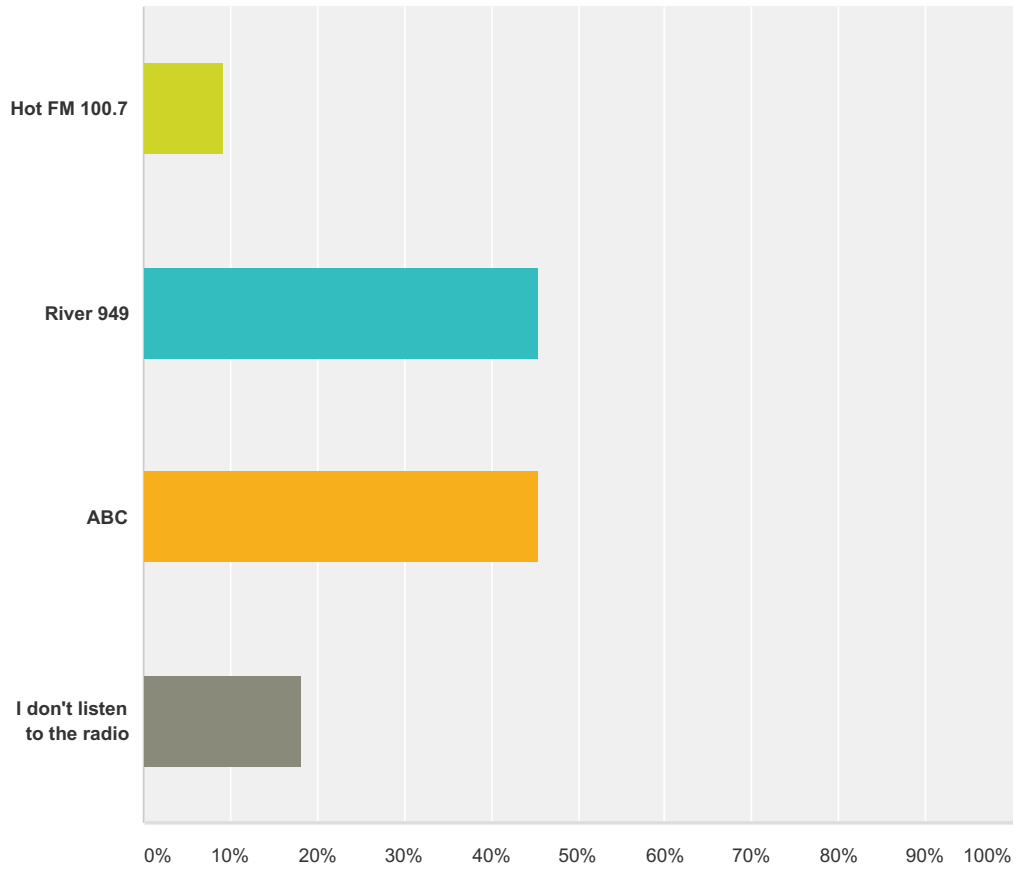
Answer Choices	Responses
Valley Voice in the Gatton Star	36.36% 4
News articles and ads in the Gatton Star	45.45% 5
News and ads in the Laidley Plainland Leader	27.27% 3
Valley Weekender	18.18% 2
I don't read newspapers	36.36% 4
Total Respondents: 11	

#	Other (please specify)
1	The Chronicle, Courier Mail, QT, WE Financial Review
2	Bit unpredictable to get information as sometimes paper isn't delivered



Q4 Which radio stations do you mostly listen to? (Select all that apply)

Answered: 11 Skipped: 1



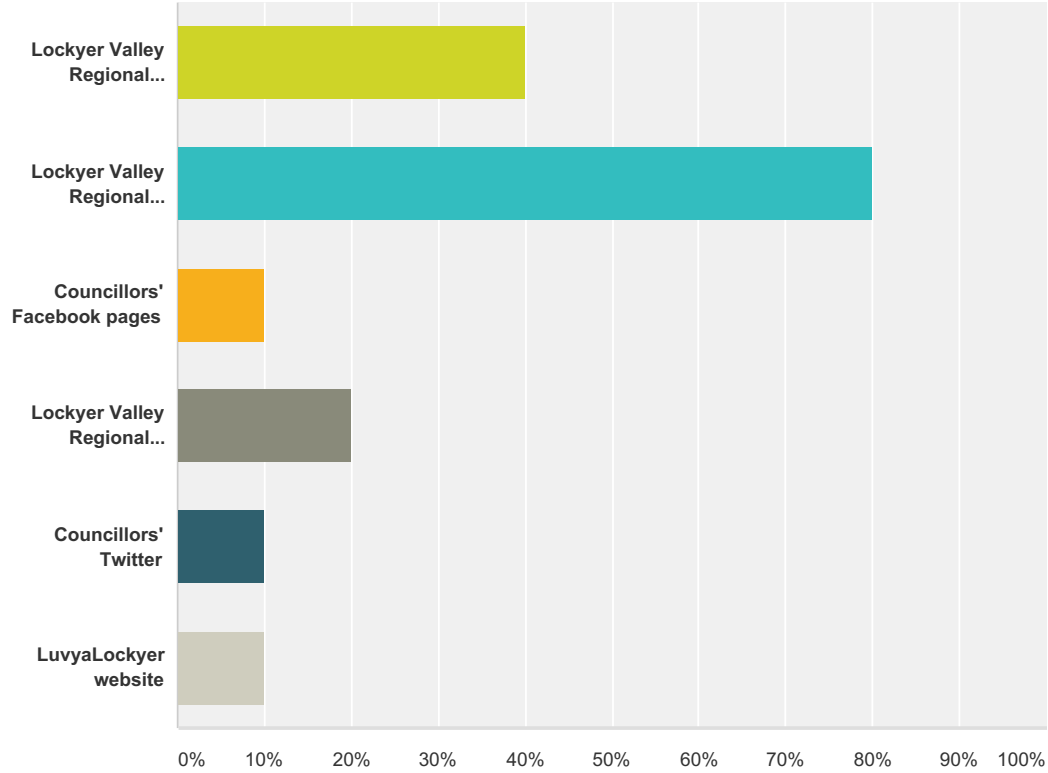
Answer Choices	Responses
Hot FM 100.7	9.09% 1
River 949	45.45% 5
ABC	45.45% 5
I don't listen to the radio	18.18% 2
Total Respondents: 11	

#	Other (please specify)
1	Classic FM



Q5 Which forms of electronic and social media do you obtain most information from? (Select all that apply)

Answered: 10 Skipped: 2



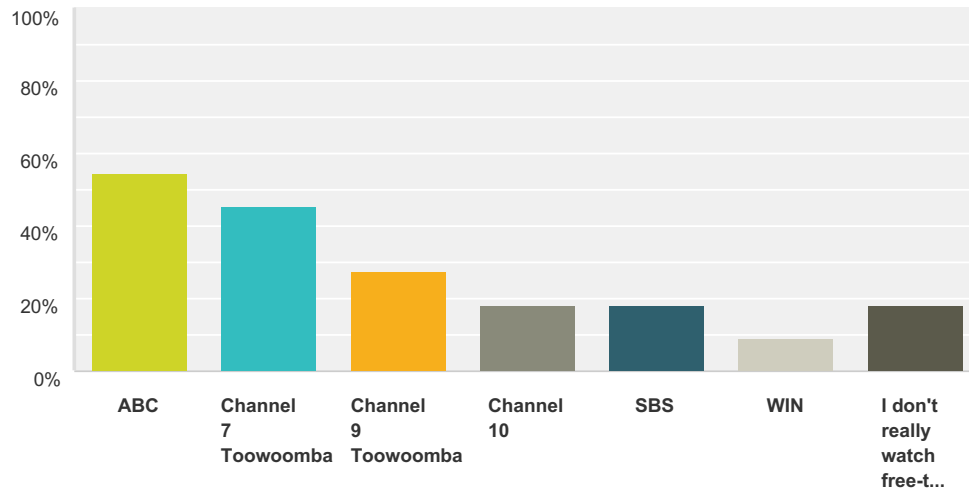
Answer Choices	Responses
Lockyer Valley Regional Council's Website	40.00% 4
Lockyer Valley Regional Council's Facebook page	80.00% 8
Councillors' Facebook pages	10.00% 1
Lockyer Valley Regional Council's Twitter	20.00% 2
Councillors' Twitter	10.00% 1
LuvyaLockyer website	10.00% 1
Total Respondents: 10	

#	Other (please specify)
1	Feeds



Q6 Which (free-to-air) television stations do you watch most often? (Select all that apply)

Answered: 11 Skipped: 1



Answer Choices	Responses
ABC	54.55% 6
Channel 7 Toowoomba	45.45% 5
Channel 9 Toowoomba	27.27% 3
Channel 10	18.18% 2
SBS	18.18% 2
WIN	9.09% 1
I don't really watch free-to-air TV	18.18% 2
Total Respondents: 11	

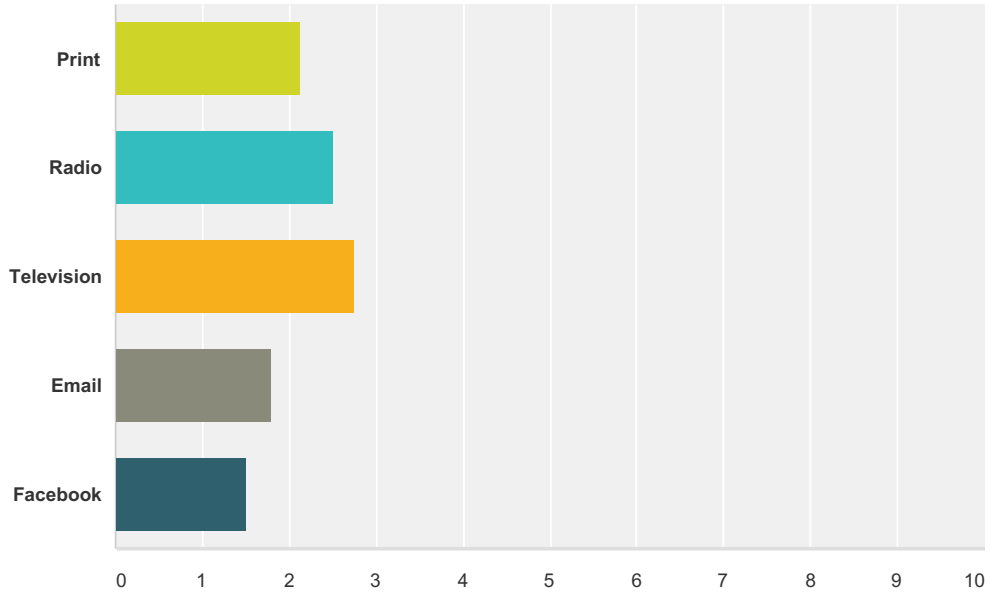
#	Other (please specify)
1	Sometimes Channel 7 Toowoomba if expecting something on the news



Council Communications Review

Q7 What are the top 3 ways you would like to receive information from Council? (Make one selection in each column)

Answered: 9 Skipped: 3



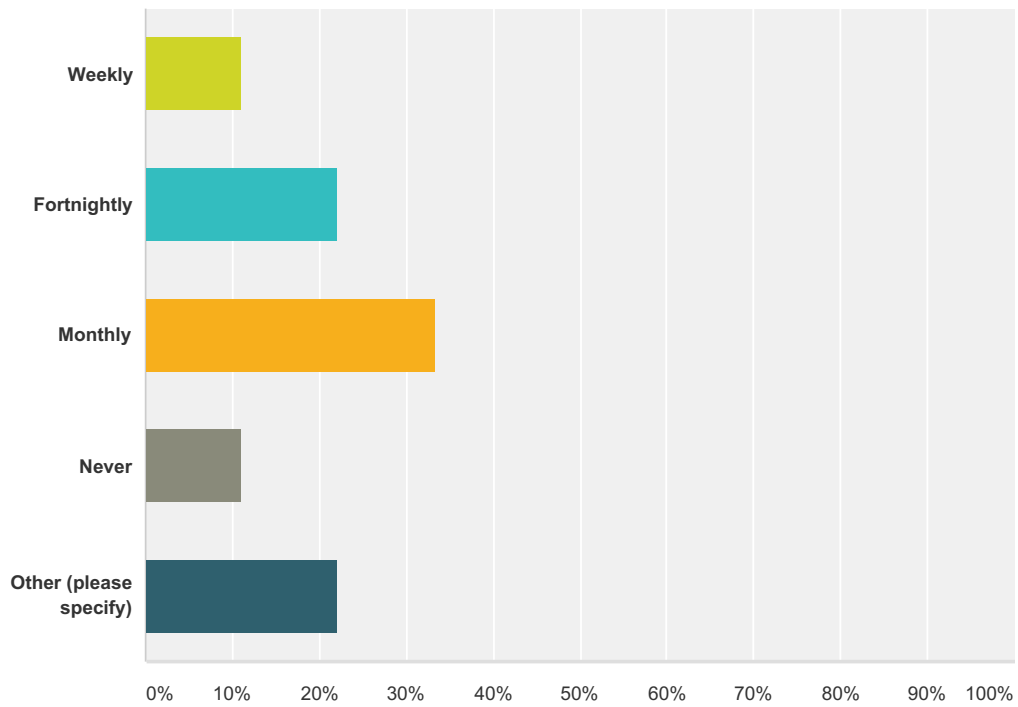
	1	2	3	Total	Weighted Average
Print	37.50% 3	12.50% 1	50.00% 4	8	2.13
Radio	0.00% 0	50.00% 1	50.00% 1	2	2.50
Television	0.00% 0	25.00% 1	75.00% 3	4	2.75
Email	40.00% 2	40.00% 2	20.00% 1	5	1.80
Facebook	50.00% 4	50.00% 4	0.00% 0	8	1.50

#	Other (please specify)
1	Oh
2	? what is 1,2,3 column relevance - taken as 1st 2nd 3rd preference
3	Why is council web site not in the list? If news was up to date and categorised and easy to find this would be a good option



Q8 How often would you want to receive information from Council?

Answered: 9 Skipped: 3



Answer Choices	Responses	
Weekly	11.11%	1
Fortnightly	22.22%	2
Monthly	33.33%	3
Never	11.11%	1
Other (please specify)	22.22%	2
Total		9

#	Other (please specify)	
1	Prior to decisions for community input if desired. Following input from community before decisions made - especially to the people who have participated. Individual input by the Councillors on their portfolios is good.	
2	Often if the information is targeted eg I want to know about environment, dev applications, major council decisions	



Q9 Are there any other comments you would like to make about the way you would like to receive Council information?

Answered: 5 Skipped: 7

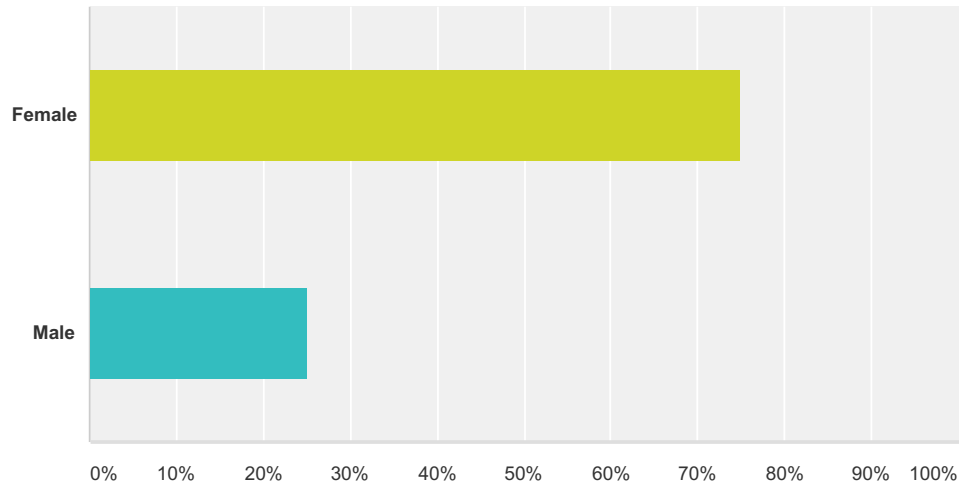
#	Responses
1	I seem to see posts after the event.
2	I have submitted requests and been promised feedback but have found instead an advertisement or article in the paper with some information instead (found by chance). This feedback (detailed to request) to the individual directly would be good. Some council employees are better than others in providing to feedback. Some Councillors also are better than others.
3	The schools could hand out news letters advertising council run kids programs
4	more infor with rates notices on the next half year council spending. Or maybe a time before it will be spent to have a say on whether it is appropriate.
5	Thanks for trying. We are all so time poor that some push notifications would be good especially as a reminder that some information has been updated.



Council Communications Review

Q10 Gender

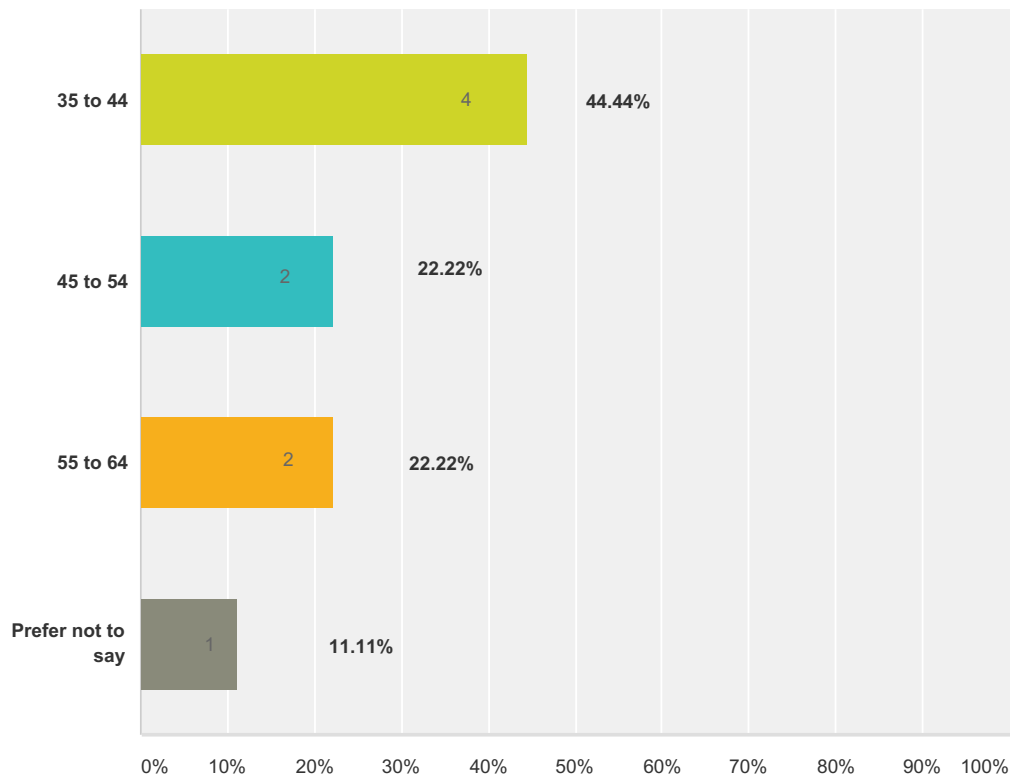
Answered: 8 Skipped: 4



Answer Choices	Responses
Female	75.00% 6
Male	25.00% 2

Q11 What is your age?

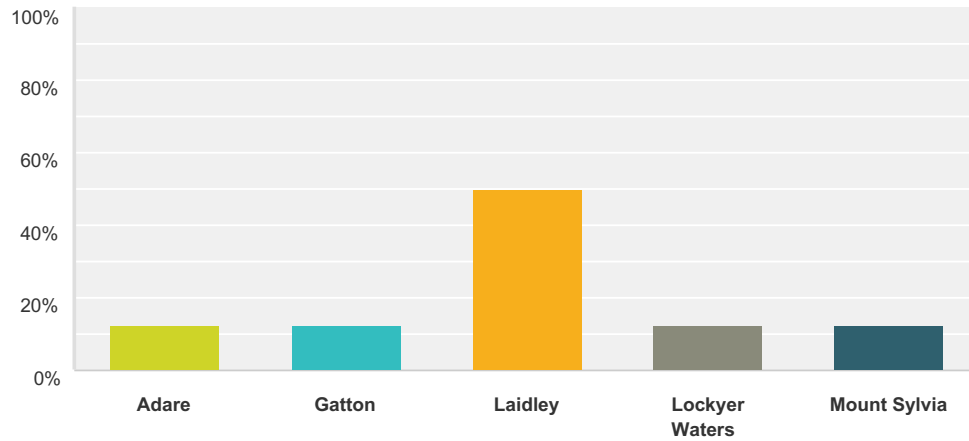
Answered: 9 Skipped: 3



Council Communications Review

Q12 Where do you live?

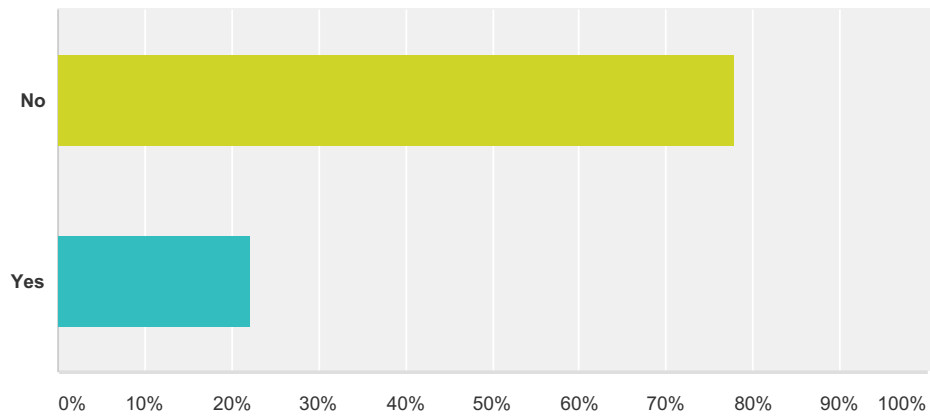
Answered: 8 Skipped: 4



Answer Choices	Responses
Adare	12.50% 1
Gatton	12.50% 1
Laidley	50.00% 4
Lockyer Waters	12.50% 1
Mount Sylvia	12.50% 1

Q13 Do you work or study outside the Lockyer Valley?

Answered: 9 Skipped: 3



Answer Choices	Responses
No	77.78% 7
Yes	22.22% 2
Total	9