

Laidley Library Greenspace Survey Analysis



Overview and Engagement Methodology

The focus of this report is on the results obtained from a consultation which was conducted on behalf of the Executive Manager, Corporate & Community Services and teams involved in the Laidley Library upgrade. The purpose of the survey was to establish how people used parks in Laidley and what preference they had for the proposed greenspace. Town Hall chooser app was used to address the question: How do you use Laidley Parks?

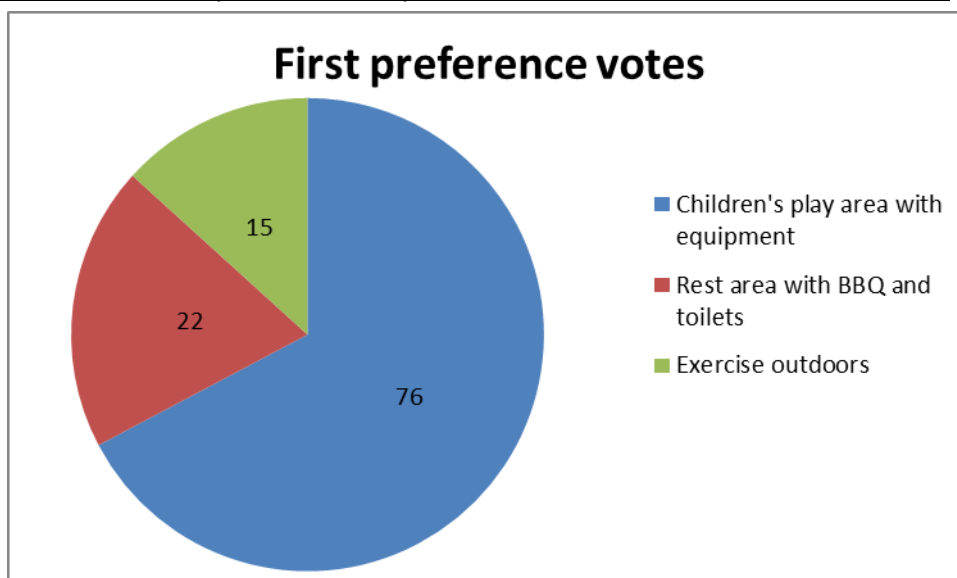
The survey was open from 21 October 2016 until 30 November 2016 for general public to respond. The survey was conducted exclusively online and was promoted via Facebook, email and in the Gatton Star.

The survey was developed using the Town Hall application online tool and was tested with staff from a range of teams for usability prior to publishing. The strong response and completion rates reflect the level of interest of the community in the subject matter. The question type selected for this occasion was a top 3 choices type. Respondents were given 19 choices to choose and rank their top 3 preferences and there was also the ability for individuals to add a choice should the initial options not cover a preference. Additions were monitored prior to being posted. The survey was conducted exclusively online and was promoted via Facebook, and the engagement section of the Council webpage.

Results

The app was viewed 625 times and 159 people responded giving an engagement rate of 25.4%. People were asked to select their top three choices. Only selections of 10 or more votes are represented in the charts. A number of choices (19) were presented along with the option of adding another alternative if desired. Raw data of 5 or more votes is presented on page 3. The results indicated that top choice respondents gave was to have a children's play area with equipment scoring 76 first preference votes. The preference of a rest area with BBQ and toilets was the second most popular choice with 22 votes, and outdoor exercise rated third with 15 first preference votes.

Top 3 choices selected as first preference (only choices with 10 or more votes are included).

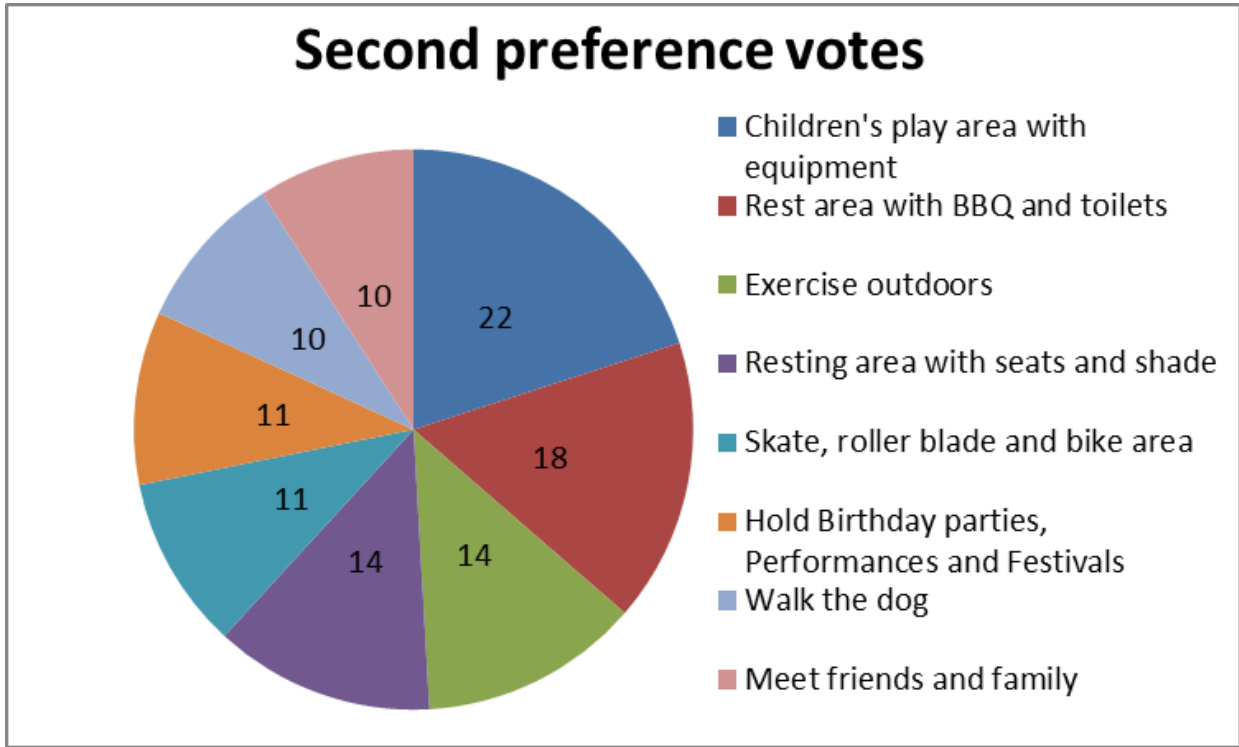


Laidley Library Greenspace Survey Analysis

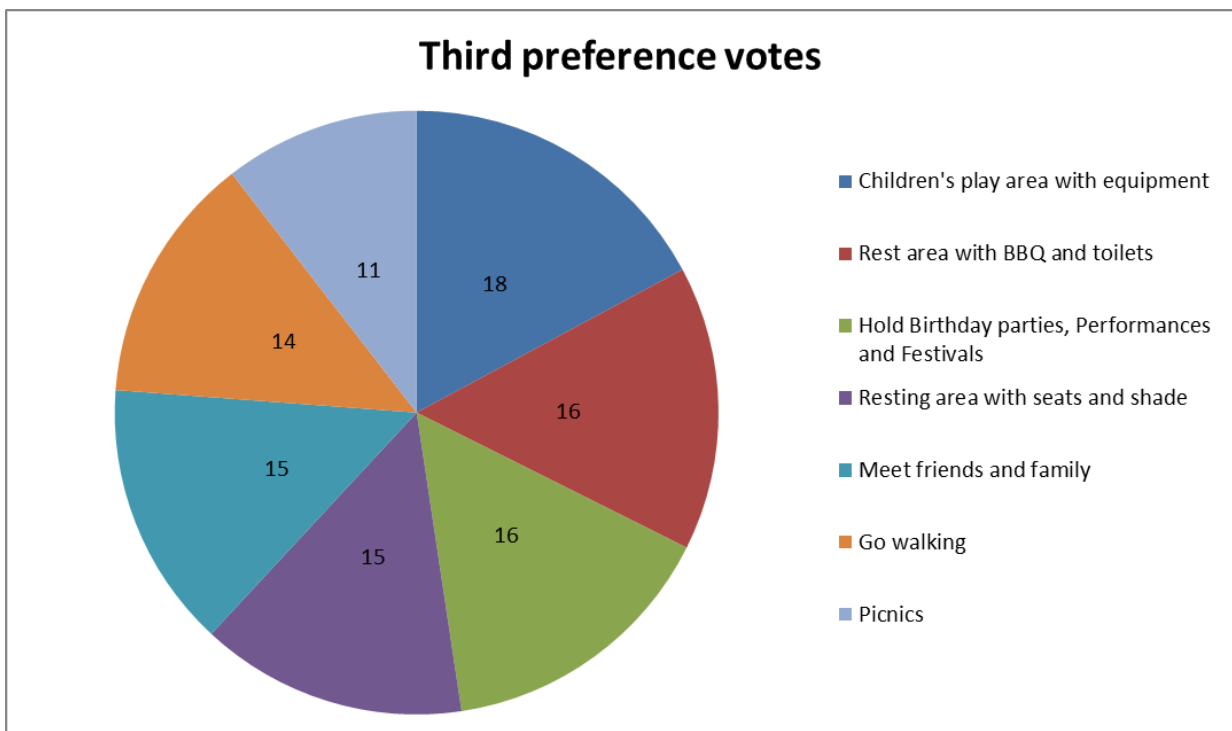


Children’s play area with equipment was the highest scoring second choice with 22 votes. A rest area with BBQ and toilets and rest area with seats and shade being the next highest scoring choices with 18 and 14 votes respectively. Exercise outdoors also scored 14 votes as a second preference. Results for third preference vary in the top three choices only by the addition of holding birthday parties, performances and festivals in lieu of exercise outdoors.

Preferences selected as second choice (only choices with 10 or more votes included)



Preferences selected as third choice (only choices with 10 or more votes included)



DATA REPORT: LOCKYER VALLEY REGIONAL COUNCIL

PRINT REPORT (/ORGANIZER/RANKINGS/530/REPORT.CSV)

QUESTION

How do you use Laidley Parks?

START DATE

21 October 2016

END DATE

30 November 2016

Ranking		Votes per rank		
		1	2	3
1	Children's play area with equipment	76	22	18
2	Rest area with BBQ and toilets	22	18	16
3	Exercise outdoors	15	14	4
4	Resting area with seats and shade	5	14	15
5	Meet friends and family	7	10	15
6	Walk the dog	9	10	5
7	Go walking	7	6	14
8	Hold Birthday parties, Performances and Festivals	1	11	16
9	Skate, roller blade and bike area	4	11	7
10	Picnics	1	7	11
11	Sit and read	3	3	7
12	Children's play area just grassed	0	8	6
13	Social sporting activities	1	6	6
14	Enjoy public art	2	5	3
15	Water play area	2	1	2
16	Enjoy formal floral plantings	1	2	2