


How to Unblock the Emergency Alert Number on an Android

Council is urging anyone who may have blocked the +61 444 444 444 number used by the State Government during the COVID pandemic to remove the blocked setting for their safety.

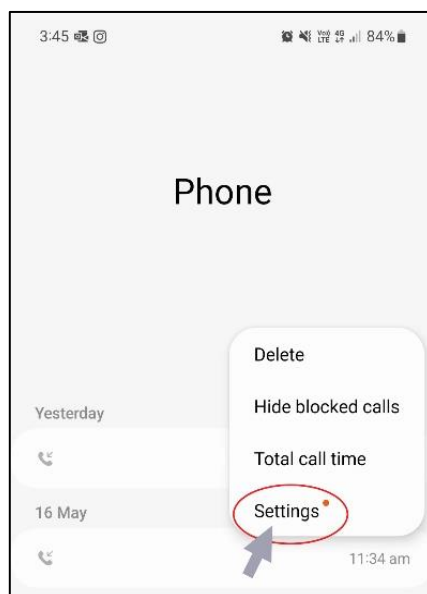
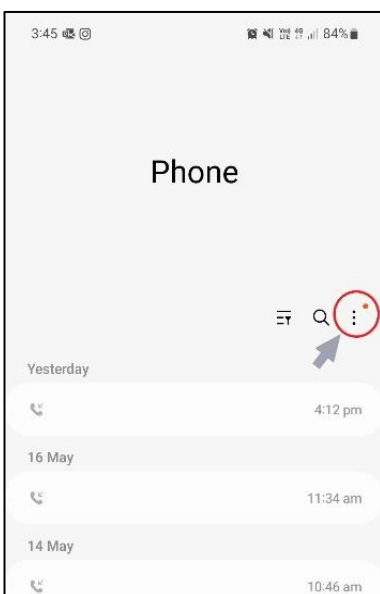
Council is committed to keeping the community safe, and if you blocked the number, you won't receive emergency alerts in future life-threatening situations.

For instructions on how to unblock the number and keep your family safe, please read the following:

1. Access the 'Phone' app on the home screen of your Android device.

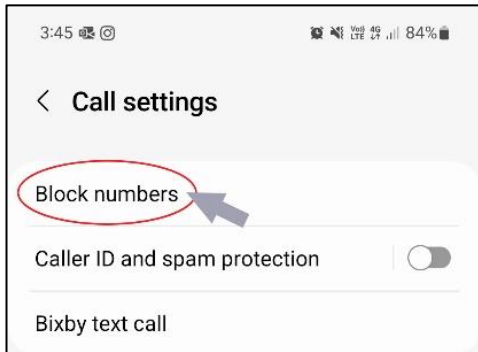


2. Located in the top right corner, select the three dots to access the phone settings.

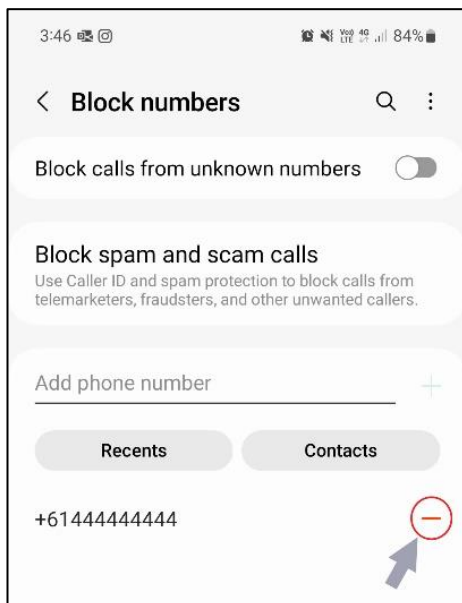


3. Once in 'Settings', tap 'Block numbers'.

A list of all your blocked contacts will appear.



4. To unblock +61 444 444 444, locate the number in the list, then select the red minus symbol.



5. Once the number is unblocked, a confirmation message will appear.

